

Helmet Tagging

9th August 2020

TAG PLACEMENT

Wrap the helmet “tag”, around the harness, on the left side, high up, so it is visible, but out of the way.
A helmet with an EA tag, does not require a PCT tag.







HELMET STANDARDS ARE USUALLY FOUND IN THE HELMET'S LINING:

- on an information tag;
- direct onto the lining; or
- on a sticker

PONY CLUB AUSTRALIA

Approved Helmet Safety Standards (January 2020)

Helmets **must** conform to one of the following approved safety standards

HELMET STANDARD	SAFETY MARK
<p>AS/NZS 3838 2006 onwards Must be SAI Global marked</p>	
<p>ARB HS 2012 (racing helmets) Must be SAI Global marked</p>	
<p>ASTM F1163 2004a and any subsequent updates Must be SEI marked</p>	
<p>SNELL E2001 and any subsequent updates</p>	
<p>PAS 015 1998 or 2011 and any subsequent updates Must be BSI Kitemarked</p>	
<p>VG1 / VG01.040 (2014-12) <i>With or without BSI Kitemark</i> New helmets may have both EN1384 & VG1/VG01.040 marks</p>	



EN 1384 (only with a manufacture date up to 31/12/2015)

This standard will be removed from the approved list on 1st January 2021.

DO NOT TAG THE HELMET UNLESS it also has another compliant standard from above.

If the helmet **only** has the EN1384 standard, it should **not** be tagged and riders can only use the helmet for rallies and competitions until 31/12/2020.

If you aren't sure, take a photo of the helmet's standards and send to sec@pcat.org.au

PCT HELMET TAGGING INSTRUCTIONS AND TIPS

IMPORTANT NOTE REGARDING STANDARD “EN1384”

EN1384 is an outgoing standard. It is only valid until 31/12/2020 and then it will be removed from the list of compliant safety standards

DO NOT TAG a helmet with EN1384 **UNLESS** it has another compliant standard eg VG1.

If the helmet **only** has the EN1384 standard, do not tag it. The rider can still use the helmet for rallies and competition, but only until 31/12/2020.

They must obtain a compliant helmet to use after 31/12/2020.

If you aren't sure, take a photo of all the helmet's standards and send to sec@pcat.org.au

- Check all helmets carefully to find the standard/s. There may be more than one and they may not be together. You may need to remove the lining to find the standard/s. It will be either on a sticker on the inside shell, on the outside of the shell or directly on the liner (the liner may be removable and the standard is usually on an information tag attached to the liner).
- The symbols/marks are Quality Assurance Marks and signify that the helmet has undergone extra safety testing – they are not mandatory, the main thing to look for is the Standard itself.
- When a standard has a year attached to it (eg AS/NZS 3838 **2006**) – the year refers to the date the Standard was released, not the year of helmet manufacture – so anything from that standard year onwards is compliant.
- More than one standard is fine, provided one of them is a compliant standard. Familiarise yourself with our accepted safety standards on the PCA website at: <https://ponyclubaustralia.com.au/wp-content/uploads/2020/06/PCA-helmets-2020.pdf>
- Wrap the helmet tag around the harness on the left-hand side, so it can be easily seen by an official/steward from the ground (see picture below for preferred tag placement). Make sure you are out of any wet/rain as tags may not stick very well if they are not dry.



Preferred Helmet Tag Placement